



Modello 2346 Imola

Struttura: Legno massello di abete e pannelli in masonite e multistrato.

Sospensioni: Cinghie elastiche rinforzate di polipropilene e lattice naturale sulla spalla e molle greche sulla seduta.

Imbottitura della struttura: Poliuretano espanso indeformabile a densità differenziata.

Cuscino sedile: Poliuretano espanso indeformabile a densità differenziata con rivestimento in morbida fibra Dacron.

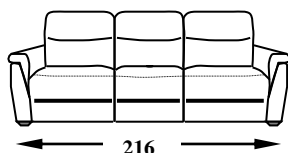
Cuscino spalliera: Morbida fibra Dacron.

Bracciali: Poliuretano espanso indeformabile a densità differenziata con rivestimento in morbida fibra Dacron.

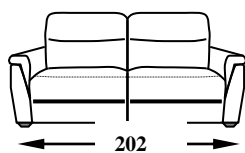
Piedi in legno: h. 6 cm

Meccanismo: Disponibile recliner sia elettrico che manuale

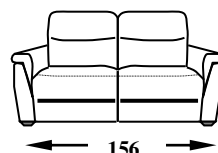
Code 64 Large sofa



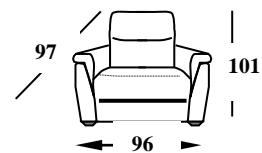
Code 09 Sofa



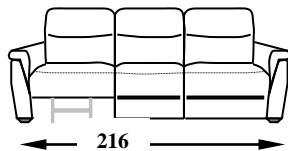
Code 05 Loveseat



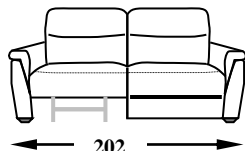
Code 03 Armchair



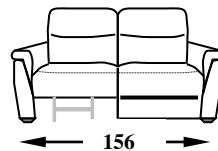
Code 040sx/041dx
Large sofa recliner lhf/rhf



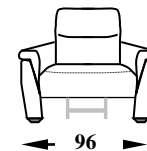
Code 088sx/089dx
Large sofa recliner lhf/rhf



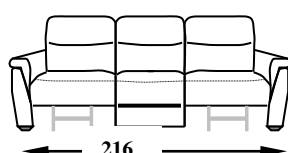
Code 038sx/039dx
Loveseat recliner lhf/rhf



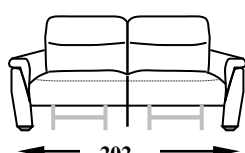
Code 036
Recliner Chair



Code 037
Large sofa w/2 recliners



Code 090
Sofa w/2 recliners



Code 042
Loveseat w/2 recliners

