



Modello **2590 PLUTONE**

Struttura: Legno massello di abete e pannelli in masonite e multistrato.

Sospensioni: Cinghie elastiche rinforzate di polipropilene e lattice naturale sulla spalla e molle greche sulla seduta.

Imbottitura della struttura: Poliuretano espanso indeformabile a densità differenziata.

Cuscino sedile: Poliuretano espanso indeformabile a densità differenziata con rivestimento in morbida fibra Dacron.

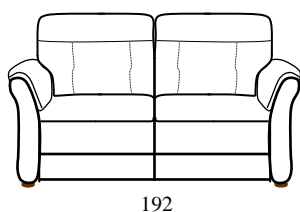
Cuscino spalliera: Poliuretano espanso indeformabile a densità differenziata con rivestimento in morbida fibra Dacron.

Braccioli: Poliuretano espanso indeformabile a densità differenziata con rivestimento in morbida fibra Dacron.

Piedi in legno: h. 2 cm

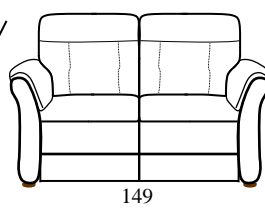
Meccanismo: Recliner elettrico

Code 09 Sofa



192


Code 05 Loveseat



149

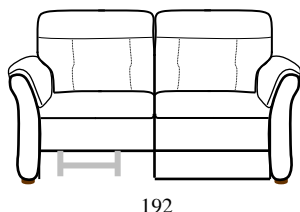
98

Code 03 Armchair



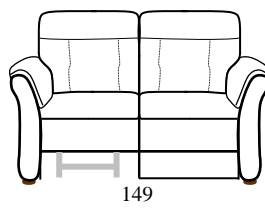
93

Code 88sx/89dx Sofa 1 recliner
lhf/rhf




192

Code 38sx/39dx Loveseat 1
recliner lhf/rhf



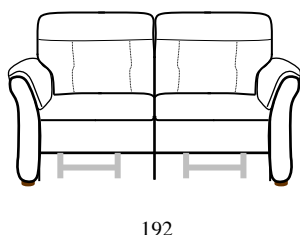
149

Code 36 Recliner chair



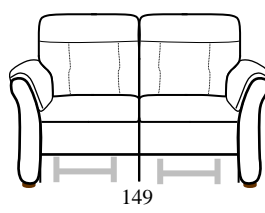
93

Code 90 Sofa w/ 2 recliners



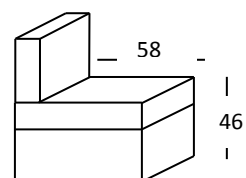
192

Code 42 Loveseat w/ 2 recliners



149

Profondità + altezza seduta



58

46