



## Modello 2160 Danubio

**Struttura:** Legno massello di abete e pannelli in masonite e multistrato.

**Sospensioni:** Cinghie elastiche rinforzate di polipropilene e lattice naturale sulla spalla e molle greche sulla seduta

**Attenzione!** Sulle versioni 68, 69, 11 ci sono cinghie elastiche rinforzate di polipropilene e lattice naturale sulle sedute.

**Imbottitura della struttura:** Poliuretano espanso indeformabile a densità differenziata.

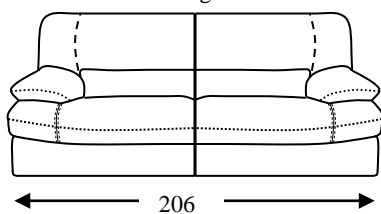
**Cuscino sedile:** Poliuretano espanso indeformabile a densità differenziata con rivestimento in morbida fibra Dacron.

**Cuscino spalliera:** Morbida fibra Dacron.

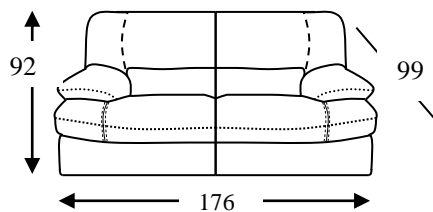
**Braccioni:** Morbida fibra Dacron.

**Piedi in plastica:** h 4 cm

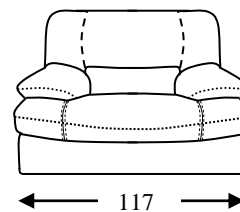
**Code 64** Large Sofa



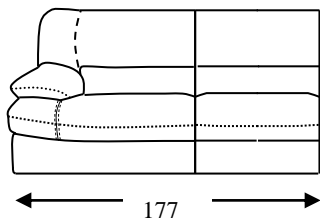
**Code 05** Loveseat



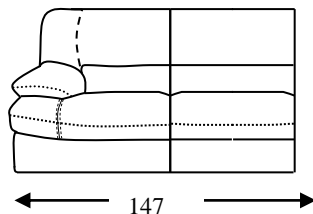
**Code 03** Armchair



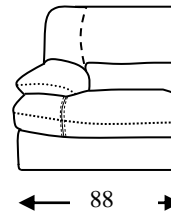
**Code 18sx/19dx**  
Large Sofa 1 arm lhf/rhf



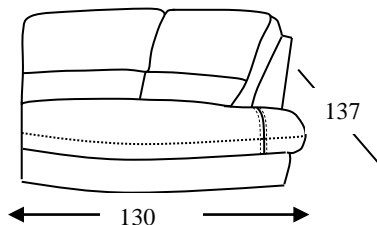
**Code 16sx/17dx**  
Loveseat 1 arm lhf/rhf



**Code 00sx/02dx**  
Armchair 1 arm lhf/rhf



**Cod 68sx/69dx**  
Terminal corner lhf/rhf



**Cod 11**  
Half moon

