



Modello **2170 Foscolo**

Struttura: Legno massello di abete e pannelli in masonite e multistrato.

Sospensioni: Molle greche sulla seduta.

Affenzione! Sulle versioni 48, 49, 110, 111 ci sono cinghie elastiche rinforzate di polipropilene e lattice naturale sulle sedute

E sulla versione 58/59 l'elemento angolo e terminale hanno le cinghie elastiche rinforzate anziché le molle greche

Imbottitura della struttura: Poliuretano espanso indeformabile a densità differenziata.

Cuscino sedile: Poliuretano espanso indeformabile a densità differenziata con rivestimento in morbida fibra Dacron.

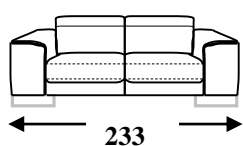
Cuscino spalliera: Poliuretano espanso indeformabile a densità differenziata con rivestimento in morbida fibra Dacron.

Braccioli: Poliuretano espanso indeformabile a densità differenziata con rivestimento in morbida fibra Dacron.

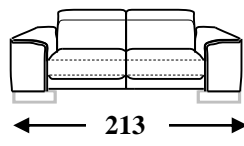
Piedi: base metallica h. 13 cm

Option IPOD

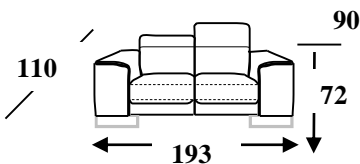
Code 65 Maxi Sofa



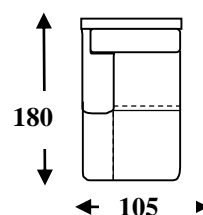
Code 64 Large Sofa



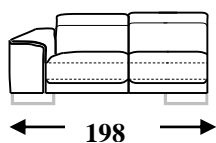
Code 05 Loveseat



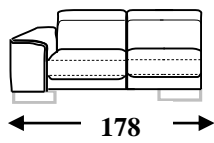
Code 48sx/49dx
Chaise longue lhf/rhf



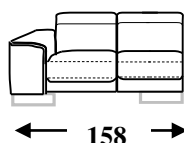
Code 70sx/71dx
Maxi sofa 1arm lhf/rhf



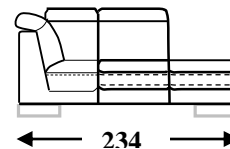
Code 18sx/19dx
Large Sofa 1arm lhf/rhf



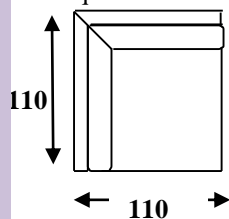
Code 16sx/17dx
Loveseat 1arm lhf/rhf



Code 58sx/59dx
Corner W/terminal
Chair lhf/rhf



Code 111
Square Corner



Code 110
Big footstool

