



Modello **2523 GAROFALO**

Struttura: Legno massello di abete e pannelli in masonite e multistrato.

Sospensioni: Molle greche sulla seduta.

Attenzione! Sulle versioni 14, 48, 49, 112, 118 e 110, 119 ci sono cinghie elastiche rinforzate di polipropilene e lattice naturale sulla seduta.

Imbottitura della struttura: Poliuretano espanso indeformabile a densità differenziata.

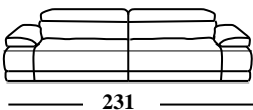
Cuscino sedile: Poliuretano espanso indeformabile a densità differenziata con rivestimento in morbida fibra Dacron.

Cuscino spalliera: Poliuretano espanso indeformabile a densità differenziata con rivestimento in morbida fibra Dacron.

Braccioli: Poliuretano espanso indeformabile a densità differenziata con rivestimento in morbida fibra Dacron.

Base metallica: h 2 cm

Code 64 Large Sofa



231

Code 05 Loveseat



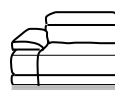
191

Code 03 Armchair



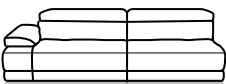
105

Code 00sx/02dx
Armchair 1 arm lhf/rhf



96

Code 18sx/19dx
Large sofa 1 arm lhf/rhf



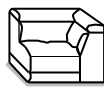
201

Code 16sx/17dx
Loveseat 1 arm lhf/rhf



161

Code 118
Square corner With fixed headrests



105 x
105

Code 119
Square corner With mobile headrests



105 x
105

Code 50sx/51dx
1str terminal lhf/rhf



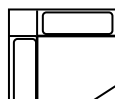
115

Code 52sx/53dx 2str
terminal lhf/rhf



180

Code 112
Cut square corner



138x138

Code 110
Maxi square ottoman



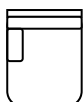
90x90

Code 14
Rectangular ottoman



60x90

Code 48sx/49dx
Chaise longue lhf/rhf



172

118

Code 28
2str armless



131

Code 01
Armless chair



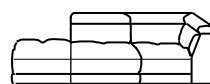
66

Code 101
Maxi Armless chair



86

Code 116/117
Corner W/ fixed headrests and terminal chair lhf/rhf



222

Code 120/121
Corner W/headrests and terminal chair lhf/rhf



222